

Tough tools for a tough trade!

TOP LINE™
CONCRETE TOOLS

...for a top finish!

TOP LINE
TOP LINE
TOP LINE
TOP LINE
TOP LINE
TOP LINE
TOP LINE
TOP LINE
TOP LINE
TOP LINE
TOP LINE



(07) 3849 6793

Fax (07) 3349 3012

3 Dividend Street Mansfield Queensland 4122

TOP LINE™
CONCRETE TOOLS

Dear Tradesman / Customer

Top Line concrete tools and methods have been used worldwide in the concrete finishing industry for over 20 years and will enable you to:

- * Reduce Job Time*
- * Increase Profits*
- * Gain More Control over Your Finishing*

Ours is a Standup System of Tools with 360 deg. Capabilities. When used properly, in many instances you will:

- * Eliminate Kneeboard Use*
- * Greatly Reduce Back Fatigue*
- * Minimize Muscle Strain Accidents*

The stainless steel construction prevents rust, pitting and corrosion and can be Easily Cleaned with little or no water.

All hand held tools – groovers, mag floats, edgers – come with our exclusive handle, Guaranteed not to crack.

The Top Line product is committed to the professional tradesman who takes pride in his work and care for his back.



Tough tools for a tough trade!


Please Note: Tools of sizes and configurations other than shown in catalogue are available upon request. We will also manufacture special tools to order.

Magnesium and Aluminium Bullfloats

All our bullfloats are extruded lightweight, long wearing magnesium or aluminium and designed with preground rounded ends to minimize making lines. The multi ribbed top provides extra strength and is ideal for stiffer slump concrete, working oxides into surfaces, seeded exposed and bringing the "fat" up. Can be used with any of our recommended adaptors.

With Quick Pitch - TLQPA

Magnesium
Cat No. TLM01P 0.9m
TLM02P 1.06m
TLM03P 1.2m




Aluminium
Cat No. TLA01P 0.9m
TLA02P 1.06m
TLA03P 1.2m

Pitch of blade is controlled by turning the handle.

With Quick Tilt Adaptor - TLQTA

Magnesium
Cat No. TLM01T 0.9m
TLM02T 1.06m
TLM03T 1.2m




Aluminium
Cat No. TLA01T 0.9m
TLA02T 1.06m
TLA03T 1.2m

Just a simple turn of the handle controls the pitch of the bullfloat.

With Uni Bracket - TCMUA

Magnesium
Cat No. TLM01U 0.9m
TLM02U 1.06m
TLM03U 1.2m



Aluminium
Cat No. TLA01U 0.9m
TLA02U 1.06m
TLA03U 1.2m

SPECIAL:
TLAU75 750mm long
aluminium Bullfloat with
Uni Bracket

Allows all sidewalk and footpath
type pours to be closed and
floated END to END!

Groover Tools for Bullfloats

Cat No. TLG06 20mm
TLG07 25mm
TLG08 38mm




Groover tools slide directly and attach firmly onto your blade by turning the thumb screws. Simply snap the string line marking on the surface to ensure accuracy. Allows all grooving to be done without surface disturbance.

Stainless Steel Fresno Trowels

With Fresno Uni-bracket - TLFUA


Cat No. TLF10U 0.9 m
TLF11U 1.06m
TLF12U 1.2m



A quick turn to the left, releases the
handle to move 360 degrees. A quick
turn right locks handle into desired
position to return blade.

With Quick-tilt Adaptor - TLQTA


Cat No. TLF10T 0.9 m
TLF11T 1.06m
TLF12T 1.2m



A simple turn of the handle controls
the pitch of your blade.

With Quick-pitch Adaptor - TLQPA


Cat No. TLF10P 0.9 m
TLF11P 1.06m
TLF12P 1.2m



Ideal for longer range finish trowel sealing.

Groover Tools for Fresno

Cat No. TLG16 12mm
TLG17 20mm
TLG18 25mm



Bullfloat & Fresno Brackets

Quick Pitch Adaptor


Cat No. TLQPA



This adaptor makes it possible for user to work at convenient level as well as eliminating the stooping and lifting involved when floating a slab. Pitch of blade is controlled by turning the handle.

Quick Tilt Adaptor

Cat No. TLQTA



Made of rugged but lightweight aluminium. This low cost bracket features quick and easy turns to control the pitch of either a float or fresno.

Button Handle Bracket

Cat No. TLHDB



This two-hole bracket fits bullfloat and fresno. The handle socket adjusts to suit the angle required by any discerning finisher.

Uni-Bracket - for Fresno

Cat No. TLFUA



A quick turn to the left releases the handle of these brackets to move 360 degrees. A quick turn right locks the handle into the desired position to return blade.

Uni-Bracket - for Bullfloats


Cat No. TLMUA



Walking Trowels

560mm x 127mm RE/RE

Cat No. TLT20




Wider trowel blade, ideal for pattern and exposed.

560mm x 100mm RE/RE

Cat No. TLT21

Excellent for all hard trowel finish work.




560mm x 100mm RE/SE

Cat No. TLT22

Round on one end for a smooth finish and square end enables user to trowel up wall lines and hard to get spots.

Walking Trowel Adaptor


Cat No. TLWTAB



This bracket raises the connection point of the sleeve adaptor to trowel.

Walking Trowel Adaptor

Cat No. TLHTAB




This bracket converts a standard hand trowel to walking trowel.

Handles

Push Button Handle

TLH40 1.8m long



Top Line's handles are extruded and swaged for strength and quick coupling.

Telescopic Handle

TLH43 telescopic from 1.8m to 3.4m
 TLH44 telescopic from 2.4m to 4.6m
 TLH45 telescopic from 3.6m to 7.1m



Top Line's telescopic handles are made from ribbed aluminium and fit all our walking tools.

Hand Trowels

Cat No.	Dimension	Blade Gauge
TLT80H	410mm x 127mm RE/RE	Light & Heavy
TLT81H	410mm x 127mm PE/SE	Light & Heavy
TLT82H	410mm x 127mm RE/SE	Light & Heavy
TLT83H	410mm x 127mm SE/SE	Light & Heavy
TLT84H	410mm x 100mm SE/SE	Light & Heavy
TLT85H	410mm x 100mm RE/SE	Light & Heavy
TLT86H	410mm x 100mm RE/RE	Light & Heavy
TLT87H	410mm x 100mm PE/SE	Light & Heavy


Cat No.	Dimension	Blade Gauge
TLT88H	280mm x 127mm RE/RE	Light & Heavy
TLT89H	280mm x 127mm PE/SE	Light & Heavy
TLT90H	280mm x 127mm RE/SE	Light & Heavy
TLT91H	280mm x 127mm SE/SE	Light & Heavy
TLT92H	660mm x 127mm PE/SE	Light & Heavy
TLT94H	660mm x 100mm PE/SE	Light & Heavy

When ordering please specify;

Light gauge: 0.55mm (L)

Heavy gauge: 0.70mm. (H)


* Special sizes are available on request



Made from stainless steel and comes in different shapes to fulfil various finishing requirements. Comes with our popular & exclusive Top Line Tools "Sure Grip Lifetime" poly resin handle.

Blade & Brush Texturing Adaptor


Cat No. TLBB42 - Fits 1.06m Blade, complete with 1168mm texturing brush filament.
 TLBB48 - Fits 1.2m Blade, complete with 1320mm texturing brush filament.



This adaptor mounts easily onto either our bullfloats or fresnos with our Quick Pitch Adaptor, thus enabling long range double trowelling or floating while brush texturing on the return stroke. Your blade becomes the carrying agent for your texturing tool. A variety of texturing inserts is available on order.

Concrete Rake

Cat No. TLR35 560mm x 100mm



Bracket available separately
Cat No. TLBRAK

Concrete Rake with mesh hook is worth four shovels when it comes to spreading material! Levels more effectively.

Hand Mag. Float


Cat No. TLM05H 410mm



Comes complete with Topline Tools' exclusive "Sure-grip Lifetime" resin handle. Flat surface design enhances cleaning.

Paving Brush

Cat No. TLB36F - 900mm Paving Brush - Firm
TLB36M - 900mm Paving Brush - Medium




Cat No. TLB36S - 900mm Paving Brush - Soft
TLB36X - 900mm Paving Brush - Mixture (natural & man made)

A refillable paving brush designed for a time saving quality finish. Does not require lifting out.

Replacement Filaments


Cat No. TLBFF - Firm
TLBFM - Medium
TLBFS - Soft
TLBFX - Mixture (natural & man made)



Available in four varieties of fill including Supa-soft polypropylene and mixed horse hair & polypropylene.

Speed Screed

Cat No. TLSS 1.2m




Revolutionary Speed Screed enables the toughest aspect of concreting to be done quicker while standing. Ideal for sidewalks, verandahs, pool surrounds etc.

Hand screed/straight edge

Cat No. TLSH (when ordering, please specify length)

Aluminium box section 90mm x 19mm - powdercoated.




Available lengths: 1.2 metres 2.4 metres
1.5 metres 2.7 metres
1.8 metres 3.0 metres
2.1 metres 3.6 metres

Border Tools

Forms top of kerb and cuts grooves in one pass!

Adjustable Border Tool

Cat No. TLE57H 340mm x 125mm, 12mm R
TLE58H 340mm x 125mm, 20mm R



Groover sold separately.


Cat No. TLE57W 340mm x 125mm, 12mm R
TLE58W 340mm x 125mm, 20mm R



These tools allow you to adjust the inset to your required border by using fresno groover tools.

Hand Border Tool


Cat No. TLE50H - inset 150mm, 20mm R/groove
TLE51H - inset 150mm, 10mm R/groove
TLE52H - inset 100mm, 10mm R/groove



Hand held models for those often required finishing touches. Comes with our "Sure-Grip Lifetime" handle.

Walking Border Tool



Cat No. TLE55W - inset 150mm, 20mm R/groove
TLE56W - inset 150mm, 10mm R/groove



Stand-up walking models for greater efficiency and reduced bending over.

Border Cap Tools

Cat No. TLDR1 150mm, 10mm R
TLDR2 100mm, 10mm R
TLDR3 - inset 150mm, 10mm R/groove



These handy tools finish your borders without disturbing the main finish and comes with our exclusive "Sure-Grip Lifetime" handle.

Groover Tools

Picture Frame Tool (Vee Jointer)

- Cat No. TLPP1 200mm x 175mm, 15mm groove
 TLPP2 175mm x 150mm, 15mm groove
 TLPP3 125mm x 75mm, 15mm groove
 TLPP4 200mm x 175mm, 25mm groove



Hand Held Picture Frame Tool (Vee Jointer)

- Cat No. TLPF5H 175mm x 150mm, 15mm groove



* Other sizes are available on request


Eliminates the need to lay Straight Edge on your surface when used after the Fresno Groover tool. Lock into position at required angle.

Hand held model for those often required touch-ups.

Edgers

Hand Held Edger


- | | | |
|---------|------------------------------|------------------------------|
| Cat No: | TLE45H 200mm x 140mm, 12mm R | TLE61H 150mm x 105mm, 12mm R |
| | TLE46H 200mm x 140mm, 20mm R | TLE62H 150mm x 70mm, 10mm R |
| | TLE59H 150mm x 105mm, 6mm R | TLE63H 150mm x 70mm, 12mm R |
| | TLE60H 150mm x 105mm, 10mm R | TLE64H 150mm x 70mm, 20mm R |
| | | TLE65H 150mm x 50mm, 10mm R |
| | | TLE68H 150mm x 105mm, 20mm R |



Heavy 16 gauge stainless steel edgers with our exclusive "Sure-Grip Lifetime" handle. A must for the concrete pro who takes pride in his work.

Round Ended Edger


- Cat No. TLE47H 145mm x 50mm, 12mm R



This handy stainless steel tool was developed for hard to get at curves. Designed especially for curved formwork.

Straight Walking Edger

- Cat No. TLE24 240mm x 155mm, 6mm R
 TLE25 240mm x 155mm, 12mm R
 TLE26 240mm x 155mm, 20mm R



360 degree Walking Edger reduces your bending and time for this task. Lock into position desired or required angle.

Curved Hand or Walking Edger

- Cat No. TLE27S 150mm x 110mm - tapered to 40mm
 Available in 6mm, 12mm and 20mm Radius

When ordering:

Please specify Hand or Walking Tool.





Made of stainless steel and specially designed for curved formwork.

Groovers

Multiple-Groove Groover

Cat No. TLMGH1 150mm x 150mm
 TLMGH2 175mm x 150mm
 TLMGH3 265mm x 150mm
 TLMGH4 355mm x 150mm

Cat No. TLMGW1 150mm x 150mm
 TLMGW2 175mm x 150mm
 TLMGW3 265mm x 150mm
 TLMGW4 355mm x 150mm





This is the tool for cutting multiple grooves to get the job done quicker and more efficiently. Grooves 20mm on centre. Comes with the "Sure-Grip Lifetime" poly resin handle or walking adaptor.

Driveway Safety Groover

Cat No. TLDSG 150mm x 115mm x 6mm

Safety Step Groover

Cat No. TLSSE 150mm x 115mm x 6mm



*Walking Groover available on request



Heavy duty tool cuts six grooves to give that popular safety feature and guide lip each side. Grooves 20mm on each side.

This sturdy tool cuts four grooves while edging the step grooves 20mm on centre.

Wheelchair Ramp Groover Tool

Cat No. TLWRG1 (Set) 340mm x 455mm
 TLWRG2 (Left) 340mm x 150mm

Cat No. TLWRG3 (Centre) 340mm x 150mm
 TLWRG4 (Right) 340mm x 150mm



Ramp grooving tool comes in a three piece set or sold separately (left, centre or right) and has our exclusive "Sure-Grip Lifetime" poly resin handle.

Channel & Kerb Tools


Hand Gutter Tool

Cat No. TLCG1H 75mm R x 200mm long x 1/2 depth
 TLCG2H 75mm R x 200mm long x 1/3 depth



Walking Gutter Tool


Cat No. TLCG1W 75mm R x 200mm long x 1/2 depth
 TLCG2W 75mm R x 200mm long x 1/3 depth



These heavy duty tools allow for easy channel and guttering work. Available either as a walking tool or with our exclusive "Sure-Grip Lifetime" handle.

Step Riser


Cat No. TLK70H 150mm x 100mm x 50mm x 10mm R



Stainless steel outside step tool plus "Sure-Grip Lifetime" handle.

Step Cove


Cat No. TLK71H 150mm x 100mm x 50mm x 10mm R



Stainless steel inside step tool plus fine Top Line tool craftsmanship with our "Sure-Grip Lifetime" handle.

Kerb Channel

Cat No. TLK73H 220mm x 85mm x 85mm



Made of heavy duty stainless steel combined with our "Sure-Grip Lifetime" handle.

Kerb Riser


Cat No. TLK72H 220mm x 85mm x 10mm R



Long wearing stainless steel, professional shape and "Sure-Grip Lifetime" handle makes step finishing a pleasure.

Cross Over


Cat No. TLK75H 220mm x 170mm x 25mm



Ruggedly constructed from heavy duty stainless steel makes this an exceptionally fine tool. Comes with our "Sure-Grip Lifetime" handle.

Kerb Channel & Riser


Cat No. TLK74H 230mm x 80mm x 80mm



A dual purpose tool made of heavy duty steel and comes with one piece moulded "Sure-Grip Lifetime" handle.

Garden Edger

Cat No. TLK76H 160mm x 110mm x 80mm




This heavy duty stainless steel and ruggedly constructed tool comes with our exclusive "Sure-Grip Lifetime" handle.

Sundries

All Angle Tool Adaptor (Steel Zinc Plated)

Cat No. TLTSA



This heavy duty bracket is designed as an alternative attachment to either the Paving Brush or Fresno.

All Angle Tool Adaptor (Aluminium)

Cat No. TLTAA



Made of aluminium material, this adaptor enables finisher to manipulate any tool to 360 degree angle.

Spring Button

Cat No. TLSTB



Our Spring Buttons are made from 1050 spring steel, heat treated and zinc plated with steel inserts. The Dome Head has a distinct spherical radius on top of the button.

Sleeve Adaptor

Cat No. TLSLA



This swivel adaptor is used on most Top Line stand-up walking concrete finishing tools. Fits our push button and telescopic handles.

Handle Adaptor

Cat No. TLHA1



This adaptor enables Top Line push button & telescopic handles to be used on concrete tools made by others.

Poly Float Handle

Cat No. TLH41



Top Line Concrete Tools' exclusive "Sure-Grip Lifetime" resin handle.

Tool Swivel Bracket


Cat No. TLTSB



Made of plated steel, this bracket can be used on top of any Top Line walking tools.

Tool Bracket


Cat No. TLTB



This economical and lightweight bracket can be used on many tools.

Professional Swivel Head Pole Sander


Cat No. TLSPS 1200mm x 240mm x 90mm



Heavy duty tempered aluminium with unique swivel design that allows pole to lay flat for effective high wall work. Steel positive locking clamps with thumbscrews and 1200mm handle with hammer head included.

Poly-Pro Swivel Head Pole Sander

Cat No TLPS1200mm x 240mm x 90mm



Made of heavy duty polypropylene, this pole sander is priced and desired by professionals. Includes 1200mm hardwood handle with hammer head end.

Pole Sander Handle

Cat no. TLS1 1200mm Long



This wooden handle is a fitting partner to any of our swivel head pole sanders.

Pre-Cut Sander Sheets

Cat no. TLS80 280mm x 100mm (pack of 10)



This handy pre-cut paper will fit all standard sanders.

Hand Sander


Cat No. TLHS 240mm x 90mm



Made of lightweight, yet virtually indestructible polypropylene with "Lifetime" handle. Steel clamps with thumb screws makes changing paper a snap and keeps it tight. Holds up to ten sheets at a time.


Scoring Cutter

Cat No. TLSC




Handle is contoured for correct grip. Reversible double ended blade is carbide tipped to allow an easy break along score line. Ideal for use on all plastic laminates as well as wonder board.

Circle



Cuts sharp, clean, round holes up to 400mm in diameter quickly and easily. Case hardened steel cutting blade cuts wallboard perfectly. Stays sharp indefinitely! 3mm calibration ensures accuracy.

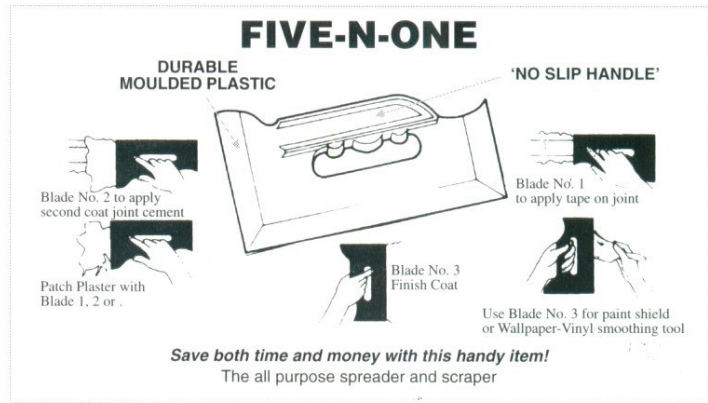

Wallboard



Rugged, heavy duty steel with all-welded construction. Has fixed fulcrum desired by professionals.

5N1 Multi-Purpose Spreader


Cat No. TL5N1 200mm x 150mm



A multi-purpose compound spreader with three (3) different blade sizes on one tool.

Notched Tile Setting Trowels

Cat No. TLNTST 220mm x 100mm



Cold rolled steel blade with one piece moulded "Sure Grip Lifetime" handle. Available in 2mm & 6mm notch.

Sundries

Disposable Plastic Knife

Cat No. TLDPK4 101mm
TLDPK6 203mm
TLDPK8 254mm

Flexible Blade Putty Knife

Cat No. TLFPK4 101mm
TLFPK6 203mm

Stiff Blade Putty Knife

Cat No. TLSPK4 101mm
TLSPK6 203mm


Hammerhead Joint Knife

Cat No. TLHJK 203mm



Outside Corner Tool


Cat No. TLOCT 100mm x 60mm x 60mm



This handy stainless steel tool has a "Sure-Grip Lifetime" handle.

Inside Corner Tool


Cat No. TLICT 127mm x 100mm x 100mm



Rugged construction. Both sides sheared, coming to a sharp centre point at an angle of 90 degrees.

Superlite Plaster Knives

Cat No. TLDWK08S 200mm
TLDWK10S 250mm
TLDWK12S 305mm
TLDWK14S 355mm



Lightweight handle anchors the highest blue spring steel ensuring the highest performance standard required by professionals.


Poly-Pro Mini



Mini polypropylene hawk perfect for small jobs and touch-up work. Can also be used for drywall mud or auto bonding materials.

Stainless Steel Mud Pan

Cat No. TLSMP 330mm



Heavy duty pan has water tight seams while stainless steel resists rust. Will outlast all others.

Plastic Mud Pan


Cat No. TLMPM 330mm



This heavy duty mud pan features the heaviest gauge construction available. Bottom feet prevent suctioning when set on a wet surface. Has loop hole for hanging.

Plasterer's Hammer

TLDWH



Forged steel head with wedge blade and hickory handle. Heat treated, plated and polished head.

Plaster Saw

Cat No. TLDWS 405mm



Heavy duty 400mm hardened and tempered steel blade with 5mm pitch teeth give a perfect and rapid cut every time. Comes with our exclusive "Sure Grip Lifetime" handle.

Utility Saw


Cat No. TLKS 290mm x 150mm



A "Sure Grip Lifetime Handle" on a 150mm heavy duty blade with bevelled teeth make this tool an all-purpose favourite and not just a Plasterer's aid.

TOP LINE™
CONCRETE TOOLS

...for a top finish!



Manufactured and Marketed by

Radius Benders Pty Ltd ACN 051 533 398

3 Dividend Street, Mansfield

PO Box 2601

Mansfield Queensland 4122

Telephone (07) 3849 6793 Facsimile (07) 3349 3012

Distributed by: